



## Summary Feedback

### ST1 – ST4 Teaching Programme 2023

### **DKT FRCR 2B Practice Viva (Session 30)**

**(17<sup>th</sup> August 2023)**

**Delivered By:**

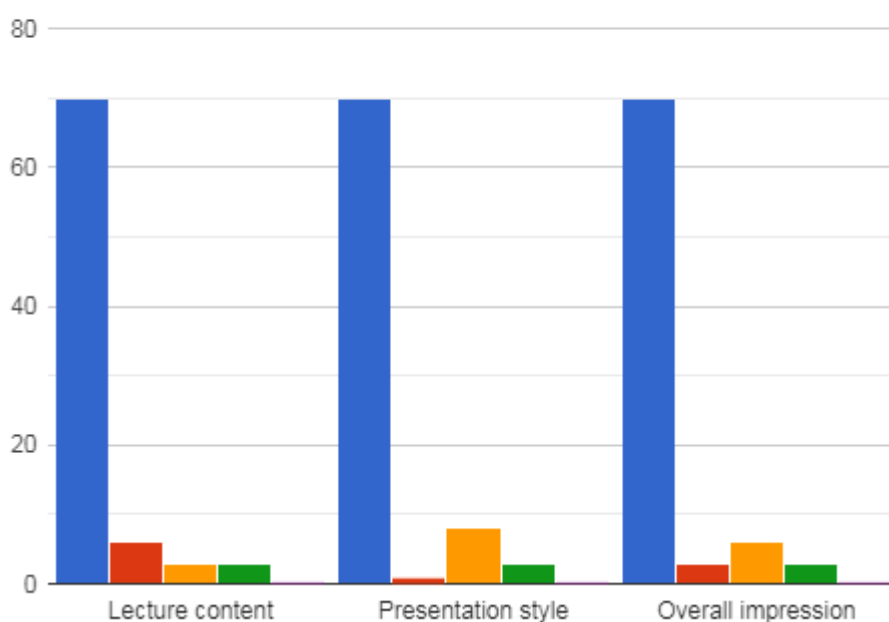
**(Samuel Reefath)**

#### Summary Points:

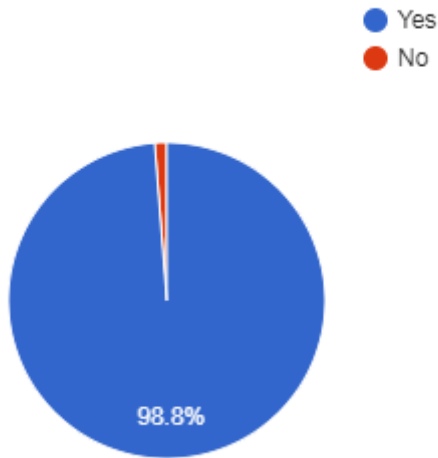
- ST1-ST4 teaching programme 2023 – FRCR 2B Practice Viva Session 30: 2 hours teaching time
- Total Attendees: 298 from 34 Countries (Australia, Bahrain, Bangladesh, Canada, China, Dominica, Egypt, Hong Kong, India, Indonesia, Iraq, Jordan, Kenya, Kuwait, Malaysia, Mauritius, Myanmar, Namibia, Nepal, Nigeria, Oman, Pakistan, Qatar, Saudi Arabia, South Africa, Sri Lanka, Sudan, Swaziland, Türkiye, UAE, UK, Yemen, Zambia, Zimbabwe).
- Total feedback received from 82 participants

Please rate the following aspects of the session

Excellent    Very good    Good    Satisfactory  
Poor



Did you find it useful  
82 responses

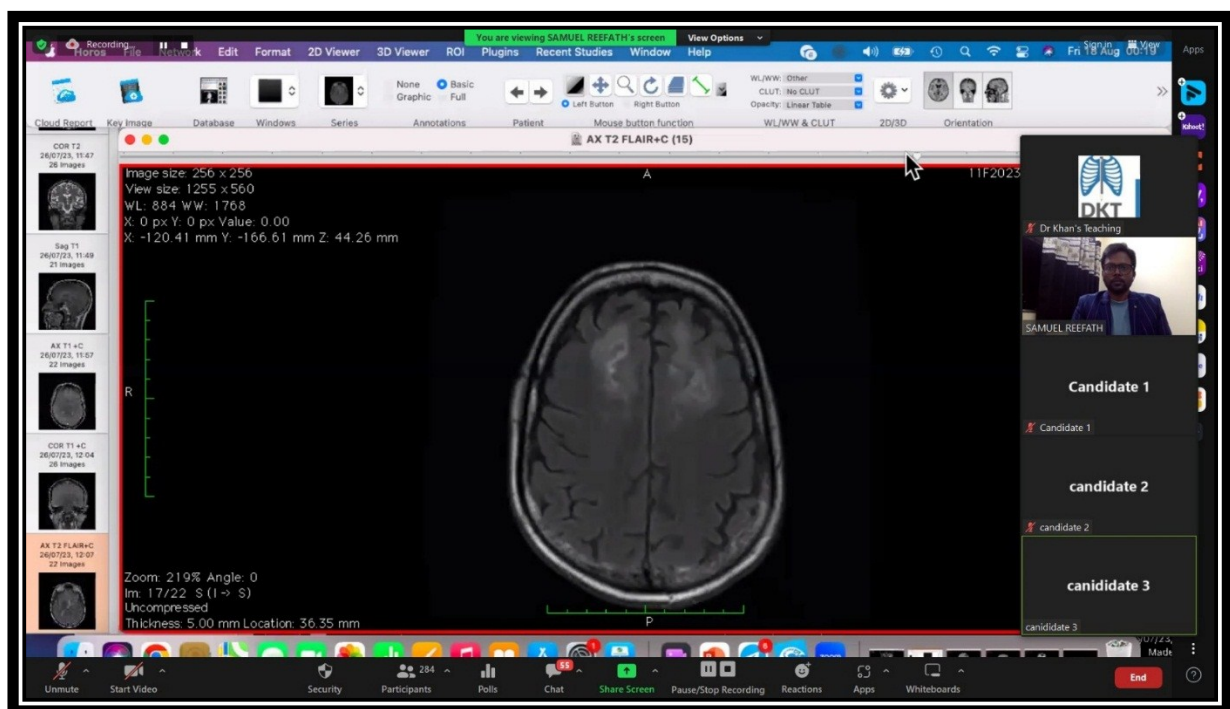


## Testimonials

- Dr Sam's session are always great! Excellent variety of cases shown. Many thanks to Dr Sam and the team (Malaysia).
- I really liked the beautiful PowerPoint slides which Dr Reefat displayed after the cases, the summary of each case and DDs were beautifully laid out and simplified. Nice and colourful slides. The cases shown were good and varied (UK).
- Excellent viva session, thank you very much for allowing me to participate (Malaysia).
- Loved it, please come back and do more vivas Dr Reefat (UK).
- Great collection of cases, and mentioning of important descriptive terms in each case (Pakistan).
- Excellent variety of cases covering multiple imaging modalities. The accompanying discussion by Dr. Samuel Reefath was very informative (Saudi Arabia).
- Excellent session (India).
- Every aspect (India).
- Very informative and helpful (UAE).
- Perfect.
- Very good and useful sessions (Bahrain).
- Valuable and very good session (Pakistan).
- Good work (Zambia).
- Excellent informative session (Pakistan).
- Excellent session (Pakistan).
- Excellent presentation (Kenya).
- Very educative (Nigeria).
- I really enjoyed this session and benefitted a lot from it (Saudi Arabia).

## DKT FRCR 2B Practice Viva (Session 30)

- Excellent session (India).
- It was very good (Pakistan).
- Great knowledge (Pakistan).
- Content was most useful (Pakistan).
- Excellent quality of cases (UAE).
- Good cases (UK).
- All aspects were useful.
- Perfect.
- Excellent interactive style (Türkiye).
- Nice cases (Saudi Arabia).
- Good cases (UK).
- Excellent cases (Pakistan).
- The cases and discussions were equally excellent and covered in good timing (UK).
- Interesting cases (Algeria).
- Concepts (UK).
- Good cases and exam format (UK).
- Excellent presentation and cases (Pakistan).
- Nice selection of cases (UK).
- Cases were good (Pakistan).
- Good explanations (Kenya).
- All aspects were useful (Iraq).
- Every aspect was useful (India).
- Great (UK).



# DKT FRCR 2B Practice Viva (Session 30)

The screenshot displays a Zoom meeting interface. At the top, a green banner reads "You are viewing SAMUEL REEFATH's screen". The meeting title is "Yunus Hussain". Participants listed include Yunus Hussain, SAMUEL REEFATH, and Dr Khan's Teaching. A "Recording..." indicator is visible. The main content area shows a medical CT scan of the chest, with technical details such as "PULMO ANGIO 3.0 B31s (7)", "Image size: 512 x 512", and "View size: 1255 x 553". A system tray at the bottom shows the time as 15:08/21, 19:22:21. A notification bubble from Heba Ali states "From Heba Ali to Everyone the voice is not clear at all". The bottom control bar includes "Unmute", "Start Video", "Security", "Apps", "Whiteboards", "More" (with 47 notifications), and "Leave". On the right, the "Participants (298)" list is visible, with the title circled in red. The list includes Dr Khan's Teaching (Host), SAMUEL REEFA... (Co-host), Candidate 1 (Co-host), candidate 2 (Co-host), Candidate 4 (Co-host), candidate 3 (Co-host), Usmaan Bhatti (Co-host), a, A.. a, Aasma Ashar, Absolom Dube, and Adedayo Lawal.

=====XX=====XX=====